


Production Worksheet

Wilcom EmbroideryStudio – Designing

Design: *Chicken Right*

Title: *Chicken Right*

Stitches: 3,525  
Height: 8.50 in  
Width: 8.50 in  
Colors: 3  
Colorway: Colorway 1  
Zoom: 0.97




Stitches:	3,525
Height:	8.50 in
Width:	8.50 in
Colors:	3
Colorway:	Colorway 1
Zoom:	0.97

Design: *Chicken Right*


Title: *Chicken Right*

Zoom: 0.97


Babylock Destiny	0:04:34
------------------	---------




Color: 1  
Stop: 1  
Element: Fabric placement line  
Code: 8  
Name: Black  
Chart: Default  
Stitches: 351  
Thread used: 6.14ft



Color: 7  
Stop: 2  
Element: Fabric tack down  
Code: 3  
Name: Red  
Chart: Default  
Stitches: 224  
Thread used: 5.28ft



Color: 1  
Stop: 3  
Element: Feathers, outline  
Code: 8  
Name: Black  
Chart: Default  
Stitches: 1,825  
Thread used: 25.82ft



Color: 11  
Stop: 4  
Element: Place applique fabric, tack down  
Code: 11  
Name: Dark Red  
Chart: Default  
Stitches: 1,125  
Thread used: 17.12ft